

# ACTIVATE YOUR ACCOUNT TODAY!



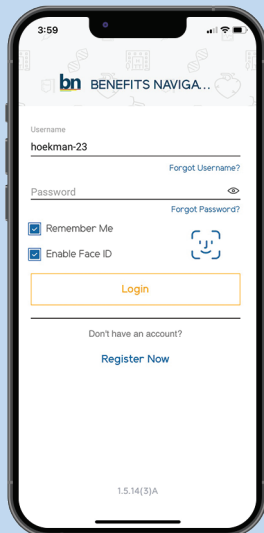
**DOWNLOAD THE APP!**



**Scan to add the Benefits Navigator app and get started!**

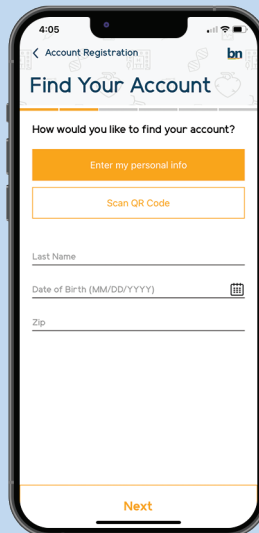
## STEP 1

Click 'Register Now' and then 'Primary Member Registration'



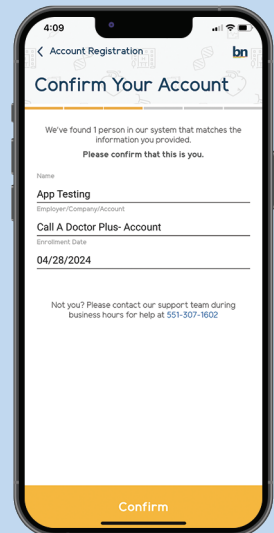
## STEP 2

Provide your Last Name, DOB and ZIP Code and click 'Next'



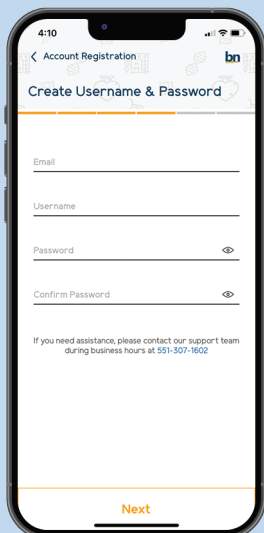
## STEP 3

Confirm that your information is correct and click 'Continue'



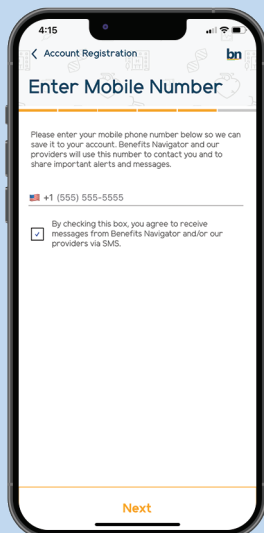
## STEP 4

Enter your email address, select a username & password and click 'Next'



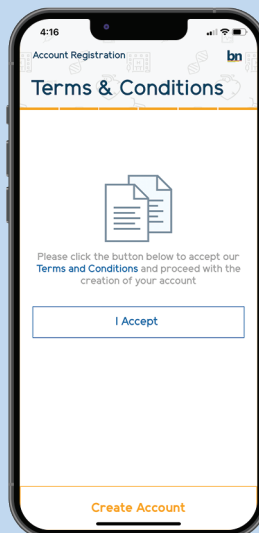
## STEP 5

Provide your cell number, enter the confirmation code and click 'Next'



## STEP 6

Click to accept our terms and conditions and click 'Create Account'



**YOU'RE ALL SET!**

**You can now:**

- Save your login information
- Set up your Face ID
- Add dependents
- Update your medical records
- Access your services!!

